



# VANCOUVER ART GALLERY

## VISUAL WALKTHROUGH



**Vancouver**  
Artgallery

Art Opens pathways to our future

# ABOUT THE VANCOUVER ART GALLERY



The Vancouver Art Gallery is a **visual arts institution**.

The Gallery shows **different art exhibitions** throughout the year.

Click [here](#) to see what is on now, and in the future.



# GETTING TO THE VANCOUVER ART GALLERY



The Vancouver Art Gallery is located in **downtown Vancouver**.

The address is: **750 Hornby St, Vancouver, BC V6Z 2H7**

Sometimes there are large events outside the Gallery. It can be busy and noisy during these times, but it will be quieter inside.

# INSIDE THE BUILDING



You will enter the building into the lobby.

**First**, you will go to **Admissions**,

**Then**, you will go to **the lockers**.

From the lobby, you can also go to the **Gallery Store** or **Bistro**.



# ACCESSIBILITY



The Gallery is **wheelchair accessible**.

Wheelchairs are also **available** to visitors **upon request**.

If you require **additional assistance**, ask a security guard, volunteer or receptionist when you arrive.

# CAN RESOURCE KITS



Canucks Autism Network (CAN) **Resource Kits** are available to borrow during your visit. Pick up, and return to Admissions.

Kits include:



Noise cancelling headphones



Sunglasses



Visual communication symbols



Fidget toys



# TICKETS TO THE GALLERY




Ticket pricing and information can be found [here](#).

Tickets can be purchased:

- **online** before visit or,
- at **Admissions** upon arrival.

To avoid lines, purchase your ticket online and show your mobile ticket to a staff member.

# MEMBERSHIP



If you are a **member**,

**First**, go to the Membership desk.

**Then**, show your digital membership card.

If you would like to **become a member** before your visit, click [here](#).



# LOCKERS



Lock your coat, backpack, umbrella or any large items in **a locker**.

These items are **not allowed** past the Gallery Entrance.

Follow the **instructions** on display to ensure your items are locked.

# LAND ACKNOWLEDGEMENT



In the Lobby there is a unique **land acknowledgment** welcoming visitors into the Gallery. It speaks to the gallery's values and mission.

Four artists of the **Host Nations\*** of Vancouver developed it.

\*the x̱məθḵəyəm (Musqueam), S̱wxwú7mesh (Squamish) and səlilwətał (Tseil-Waututh) Nations




# GALLERY STAFF & VOLUNTEERS



**Gallery staff** are here to help! They will be wearing **red lanyards**.

You can look for volunteers, staff or security guards in the Gallery, or ask at Admissions for assistance at anytime.

# RULES FOR THE GALLERY



## Rules for entering into the Gallery:

- Look for signs that tell you the rules
- No food or drink
- No umbrellas or backpacks
- No flash photos, selfie sticks or tripods
- *Do not touch the art!*



# ENTERING THE GALLERY SPACE



The lobby can be noisy at times with people coming and going.

Once **inside** the **Gallery Entrance**, people will be **quieter**.

This is where the **art exhibitions** are displayed.

# EXPLORE EXHIBITIONS



There are always **different exhibitions** to see!

**First**, decide where you want to go.

**Then**, follow signs for the different spaces.

Remember— you can ask staff for directions or assistance!



# THINGS TO EXPECT




Spaces are always changing.

Some areas might be **closed or under construction**.

There are often exhibitions with **video** and **sound** components that can have bright lights or be loud.

# TAKING A BREAK



For a **break** you can sit on any of the free benches.

You can also carry a **foldable chair** with you to sit on anytime.

Find a **quiet space** if you want a longer break.



# EATING AT THE GALLERY



You can have **lunch** or a **snack** at the **1931 Gallery Bistro** on the 2nd floor.

Enter from the concrete staircase beside the Admissions desk in the lobby, or the elevator through the Annex Building.



# GALLERY STORE



Before you leave the Gallery, you can visit the **Gallery Store!**

You can look at the Store online [here](#).



# LEAVING THE GALLERY



Before you leave, **remember** to get your items from the locker.

You can **exit** through the **doors where you came in**.





**Thank you for visiting the  
Vancouver Art Gallery!**

We look forward to seeing you again soon!



**Vancouver**  
Artgallery

Art Opens pathways to our future